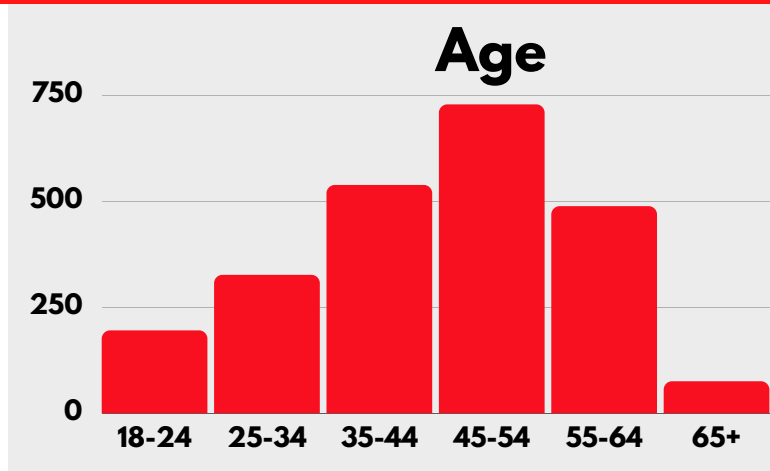


Demographic Characteristic Data on Individuals Served

**97%
English
Speakers**

**3%
Spanish
or Other**



**25%
Females**



**75%
Males**

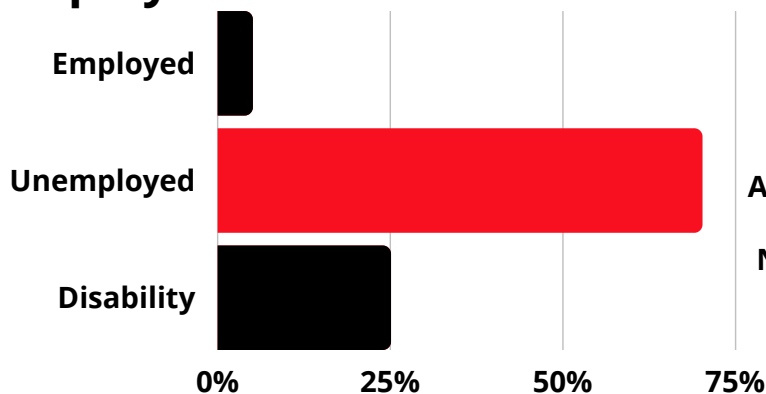


▪ Medicaid (AHCCCS) ▪ Medicare ▪ Veteran's INS. ▪ None

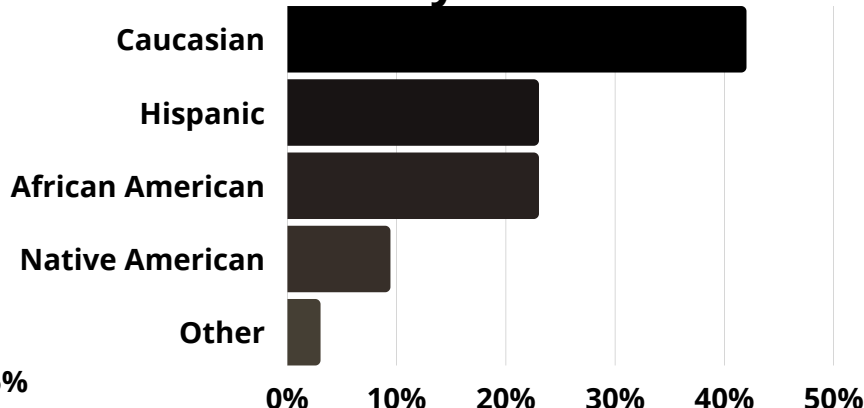


**11.8%
Military
Veterans**

Employment Status



Race/Ethnicity




Zip Codes Served

85007 - 85281 - 85353 - 85004 - 85301

**HELP WITH
READING
MEDICAL INFO.**



Always 83.33%
Sometimes 10.42%
Never 6.25%



**ALCOHOL USE
PAST 30 DAYS**

Excessive >5 56.25%
Occasionally <5 38.89%
None 4.86%



TOBACCO USE

51.5%

Avg. Pack/Day ~1
Avg. Years Smoking 18.5
Avg. Pack/Year Smoking 15.2

